

- For company-owned or leased, passenger and commercial vehicles (i.e. cars, trucks, tractor trailers, tandem trailers, etc.)
- Please call 877-RI-EZPASS (877-743-9727) or visit the E-ZPass website at www.ezpassritba.com to make any change to an existing E-ZPass account.
- Please refer to instruction insert for completing the E-ZPass Business Application.

PART 1. COMPANY INFORMATION				Personal Identification Number			
Company or Master Account Name (Full Legal Name)				You must enter the last 4 digits of your Federal ID#			
<input type="checkbox"/> Check if account is to be a sub-account	Sub-account name		If previous box was checked, enter Master Account Number				
"Doing Business As" Name (If Applicable)							
Billing Contact Last Name		First Name		Phone Number ()		Fax Number ()	E-mail Address
Billing Address				City		State	Zip Code
Shipping Contact (if different from above) Last Name		First Name		Phone Number ()		Fax Number ()	
Shipping Address				City		State	Zip Code
I would like to receive my statement (Please Check One): <input type="checkbox"/> Regular Mail <input type="checkbox"/> E-mail				E-mail address (if different from Contact E-mail listed above)			

PART 2. VEHICLE INFORMATION

Complete the attached Vehicle Information forms (Part 2a, 2b, 2c) before completing Part 3. List all vehicles even though transponders may not be ordered for all vehicles at this time. You may not use a passenger E-ZPass transponder on a commercial vehicle. Use of a transponder on a vehicle of a different toll class may result in administrative fee, in addition to the toll. You may also be liable for civil penalties to the law. Refer to instruction insert for completing Part 2. You will also be asked to identify which transponders require a resident or commuter plan.

PART 3A. PLAN SELECTION (See Terms and Conditions Part 3 ("Your Account") for plan requirements) Only for vehicles listed in Part 2a. (2 axle vehicle under 7,000 pounds)

Resident Discount Plan (Rhode Island Residents Only*) *For proof of residency requirements and plan information see terms and conditions or go to www.ezpassritba.com

Thirty Day Frequent User Plan (RI6TRIP) 6 trips valid for 30 days for \$5.46, equals .91 cents per trip

Thirty Day Unlimited Discount Plan (RIUNL) Unlimited trips in a 30 day cycle on the Newport Pell Bridge only
 (start up number of transponders _____ x \$40.00 per transponder)

PART 3B. PRE-PAYMENT CALCULATION

<p>Prepaid Tolls</p> <p>Box 1 x \$25.00 = Box 2</p> <p>Number of E-ZPass Transponders (Box 1 = Total number of transponders from Box 4 and 6)</p> <p>Box 3 x \$40.00 = Box 3a</p> <p>Number of E-ZPass Transponders with the Unlimited Plan (Box 3 = Total of Box A from Part 2a on page 2)</p>	<p>Transponder Cost</p> <p>Box 4 x \$20.95 = Box 5</p> <p>Number of Interior Transponders (Box 4 = Total of Box B from Parts 2a and 2b on page 2)</p> <p>Box 6 x \$33.04 = Box 7</p> <p>Number of Exterior Transponders (Box 6 = Total of Boxes C and D from Parts 2a and 2b on page 2)</p> <p style="text-align: center;">Box 8</p> <p>Total Initial Payment (Box 8 = Box 2 + Box 3a + Box 5 + Box 7)</p>
--	---

PART 4. PAYMENT METHOD

Option 1 - Automatic Replenishment by Credit Card. Charge to my credit card: \$_____ (TOTAL AMOUNT DUE). Whenever my toll balance reaches the replenishment point, I authorize RITBA to charge my credit card the replenishment amount as defined in the Terms and Conditions, section 5, method of prepayment.

Option 2 - Initial payment by Credit Card and replenishment by cash or check. Cash cannot be accepted through the mail. This is not an auto replenishment option.

Option 3 - Initial Payment by Check/Money Order and Replenishment by Check/Money Order or Credit Card. Make payable to RITBA E-ZPass in the total amount shown in the initial payment box above.

Option 4 - Cash. Payments are accepted in person at RITBA's E-ZPass Walk-In Center Only. **Cash cannot be accepted through the mail.**

PART 5. CREDIT CARD INFORMATION

Primary Credit Card Number: _____ Expiration Date: ____/____/____ Month Year	Secondary Credit Card Number: _____ Expiration Date: ____/____/____ Month Year
Credit Card Type: <input type="checkbox"/> Visa <input type="checkbox"/> Mastercard <input type="checkbox"/> American Express <input type="checkbox"/> Discover	Credit Card Type: <input type="checkbox"/> Visa <input type="checkbox"/> Mastercard <input type="checkbox"/> American Express <input type="checkbox"/> Discover

PART 6. CUSTOMER AGREEMENT

My completion of this form, payment and signature below constitute our agreement to use E-ZPass subject to all applicable terms and conditions. I understand and agree that by using E-ZPass facilities, the resulting charges will be deducted from my prepaid E-ZPass account. I understand and agree that I have read, understand and accept the terms and conditions accompanying this application and set forth in this form, all of which are part of this agreement.

_____ / ____ / ____ _____ / ____ / ____
 Credit card holder's signature required Date Authorized Signature Required Date

01/10

PART 2a. VEHICLE INFORMATION WITH DISCOUNT PLAN (CLASS 1 VEHICLES ONLY)

List all vehicles that will be used under this account, that you are requesting a transponder for at this time and qualifies for one of the following discount plans: **R=Resident Plan, U= Unlimited Plan, F= Frequent Plan. The Resident Discount Plan requires proof of residency. Please refer to the Terms and Conditions, Part 3-"Your Account" for plan descriptions and residency requirements.** Only the following Vehicle Reference Numbers are allowed: **72, 136, 200, 201, 264, 265, 328, 329, 392, 393, 456, 457, 520 and 521.** Attach photocopies of this sheet if more space is needed. The vehicle type selected from the Vehicle Reference chart should be the most common configuration of that vehicle. If your license plate number changes, please contact the Customer Service Center in order to avoid violations.

	License Plate Number (Please Print Clearly)	State/ Province of Registration	Vehicle Reference # (From Vehicle Reference Chart)	Discount Plan (Enter Discount Plan Code from above)	You Must Circle One Type Of Transponder For Each Vehicle		
					Interior Transponders	Exterior Transponders	
Vehicle 1					Windshield	Roofmount	License Plate
Vehicle 2					Windshield	Roofmount	License Plate
Vehicle 3					Windshield	Roofmount	License Plate
Vehicle 4					Windshield	Roofmount	License Plate
Vehicle 5					Windshield	Roofmount	License Plate
Vehicle 6					Windshield	Roofmount	License Plate
Vehicle 7					Windshield	Roofmount	License Plate
Vehicle 8					Windshield	Roofmount	License Plate
Vehicle 9					Windshield	Roofmount	License Plate
Vehicle 10					Windshield	Roofmount	License Plate
Vehicle 11					Windshield	Roofmount	License Plate
Vehicle 12					Windshield	Roofmount	License Plate
Totals:				BOX A Total # of transponders with the Unlimited Plan	BOX B Total # of transponders circled	BOX C Total # of transponders circled	BOX D Total # of transponders circled

PART 2b. VEHICLE INFORMATION WITH NO DISCOUNT PLAN

List all vehicles that will be used under this account, that you are requesting a transponder for at this time and does not qualify for any discount plans. Attach photocopies of this sheet if more space is needed. The vehicle type selected from the Vehicle Reference chart should be the most common configuration of that vehicle. If your license plate number changes, please contact the Customer Service Center in order to avoid violations.

	License Plate Number (Please Print Clearly)	State/Province of Registration	Vehicle Reference # (From Vehicle Reference Chart)	You Must Circle One Type Of Transponder For Each Vehicle			
				Interior Transponders	Exterior Transponders		
Vehicle 1				Windshield	Roofmount	License Plate	
Vehicle 2				Windshield	Roofmount	License Plate	
Vehicle 3				Windshield	Roofmount	License Plate	
Vehicle 4				Windshield	Roofmount	License Plate	
Vehicle 5				Windshield	Roofmount	License Plate	
Vehicle 6				Windshield	Roofmount	License Plate	
Vehicle 7				Windshield	Roofmount	License Plate	
Vehicle 8				Windshield	Roofmount	License Plate	
Vehicle 9				Windshield	Roofmount	License Plate	
Vehicle 10				Windshield	Roofmount	License Plate	
Totals:				BOX B Total # of transponders circled	BOX C Total # of transponders circled	BOX D Total # of transponders circled	






PART 2c. VEHICLE INFORMATION (NOT REQUESTING TRANSPONDERS AT THIS TIME)

List vehicles that may be used under this account even though you are not requesting a transponder(s) for them at this time. Attach photocopies of this sheet if more space is needed. The vehicle type selected from the Vehicle Reference Chart should be the most common configuration of that vehicle. **If your plate number information changes, please contact the Customer Service Center in order to avoid potential violations when using your transponder at another facility that accepts E-ZPass.**

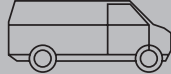


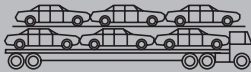
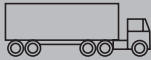


	License Plate Number (Please Print Clearly)	State/Province of Registration	Vehicle Reference # (From Vehicle Reference Chart)
Vehicle 1			
Vehicle 2			
Vehicle 3			
Vehicle 4			
Vehicle 5			
Vehicle 6			
Vehicle 7			
Vehicle 8			
Vehicle 9			
Vehicle 10			
Vehicle 11			

E-ZPass VEHICLE REFERENCE CHART

Use this chart to determine the appropriate vehicle reference number required for each vehicle.
Insert the vehicle reference number on pages 2 and 3 for each vehicle for which you are requesting a transponder.


TYPE AND DESCRIPTION OF VEHICLE	Vehicle Ref. #	TYPE AND DESCRIPTION OF VEHICLE	Vehicle Ref. #
AUTOMOBILE/SPORT UTILITY VEHICLE  This type also includes taxis, ambulances, hearses and limo's seating less than 10 passengers.		BUSES (Seating 16 + passengers) 	
2 axles, 4 tires (up to 7,000 lbs.)	72	2 axles, 4 tires (up to 7,000 lbs.)	392
3 axles, 6 tires (up to 7,000 lbs.)	76	2 axles, 4 tires (over 7,000 lbs.)	394
		2 axles, 6 tires (up to 7,000 lbs.)	393
		2 axles, 6 tires (over 7,000 lbs.)	395
		3 axles, 6 tires (up to 7,000 lbs.)	396
		3 axles, 6 tires (over 7,000 lbs.)	398
		3 axles, 8 or 10 tires (up to 7,000 lbs.)	397
		3 axles, 8 or 10 tires (over 7,000 lbs.)	399
		4 axles, 8 tires (up to 7,000 lbs.)	400
		4 axles, 8 tires (over 7,000 lbs.)	402
		4 axles, 10 or more tires (up to 7,000 lbs.)	401
		4 axles, 10 or more tires (over 7,000 lbs.)	403
MOTORCYCLE 		RECREATIONAL VEHICLE (RV) OR MOTOR HOME 	
2 axles, 2 tires (up to 7,000 lbs.)	136	2 axles, 4 tires (up to 7,000 lbs.)	456
2 axles, 3 tires (includes trikes or a sidecar up to 7,000 lbs.)	140	2 axles, 4 tires (over 7,000 lbs.)	458
		2 axles, 6 tires (up to 7,000 lbs.)	457
		2 axles, 6 tires (over 7,000 lbs.)	459
		3 axles, 6 tires (up to 7,000 lbs.)	460
		3 axles, 6 tires (over 7,000 lbs.)	462
		3 axles, 8 or 10 tires (up to 7,000 lbs.)	461
		3 axles, 8 or 10 tires (over 7,000 lbs.)	463
		4 axles, 8 tires (up to 7,000 lbs.)	464
		4 axles, 8 tires (over 7,000 lbs.)	466
		4 axles, 10 or more tires (up to 7,000 lbs.)	465
		4 axles, 10 or more tires (over 7,000 lbs.)	467
PICK-UP TRUCK (For other trucks see reverse side) 			
2 axles, 4 tires (up to 7,000 lbs.)	200		
2 axles, 4 tires (over 7,000 lbs.)	202		
2 axles, 6 tires (up to 7,000 lbs.)	201		
2 axles, 6 tires (over 7,000 lbs.)	203		
3 axles, 6 tires (up to 7,000 lbs.)	204		
3 axles, 6 tires (over 7,000 lbs.)	206		
3 axles, 8 or 10 tires (up to 7,000 lbs.)	205		
3 axles, 8 or 10 tires (over 7,000 lbs.)	207		

VEHICLE REFERENCE CHART, CONT'D.

TYPE AND DESCRIPTION OF VEHICLE	Vehicle Ref. #	TYPE AND DESCRIPTION OF VEHICLE	Vehicle Ref. #
PASSENGER/CARGO VAN (Seating 1-9 passengers)			
2 axles, 4 tires (up to 7,000 lbs.)	264		
2 axles, 4 tires (over 7,000 lbs.)	266		
2 axles, 6 tires (up to 7,000 lbs.)	265		
2 axles, 6 tires (over 7,000 lbs.)	267		
3 axles, 6 tires (up to 7,000 lbs.)	268		
3 axles, 6 tires (over 7,000 lbs.)	270		
3 axles, 8 or 10 tires (up to 7,000 lbs.)	269		
3 axles, 8 or 10 tires (over 7,000 lbs.)	271		
MINIBUS/TEAM VAN/STRETCH LIMO'S (Seating 10-15 passengers)			
2 axles, 4 tires (up to 7,000 lbs.)	328		
2 axles, 4 tires (over 7,000 lbs.)	330		
2 axles, 6 tires (up to 7,000 lbs.)	329		
2 axles, 6 tires (over 7,000 lbs.)	331		
3 axles, 6 tires (up to 7,000 lbs.)	332		
3 axles, 6 tires (over 7,000 lbs.)	334		
3 axles, 8 or 10 tires (up to 7,000 lbs.)	333		
3 axles, 8 or 10 tires (over 7,000 lbs.)	335		
TRUCKS			
2 axles, 4 tires (up to 7,000 lbs.)	520		
2 axles, 4 tires (over 7,000 lbs.)	522		
2 axles, 6 tires (up to 7,000 lbs.)	521		
2 axles, 6 tires (over 7,000 lbs.)	523		
3 axles, 6 tires (up to 7,000 lbs.)	524		
3 axles, 6 tires (over 7,000 lbs.)	526		
3 axles, 8 or 10 tires (up to 7,000 lbs.)	525		
3 axles, 8 or 10 tires (over 7,000 lbs.)	527		
4 axles, 8 tires (up to 7,000 lbs.)	528		
4 axles, 8 tires (over 7,000 lbs.)	530		
4 axles, 10 or more tires (up to 7,000 lbs.)	529		
4 axles, 10 or more tires (over 7,000 lbs.)	531		
5 axles, 10 tires (up to 7,000 lbs.)	532		
5 axles, 10 tires (over 7,000 lbs.)	534		
5 axles, 12 or more tires (up to 7,000 lbs.)	533		
5 axles, 12 or more tires (over 7,000 lbs.)	535		
6 axles, 12 tires (up to 7,000 lbs.)	536		
6 axles, 12 tires (over 7,000 lbs.)	538		
6 axles, 14 or more tires (up to 7,000 lbs.)	537		
6 axles, 14 or more tires (over 7,000 lbs.)	539		
7 axles, 14 tires (up to 7,000 lbs.)	540		
7 axles, 14 tires (over 7,000 lbs.)	542		
7 axles, 16 or more tires (up to 7,000 lbs.)	541		
7 axles, 16 or more tires (over 7,000 lbs.)	543		
AUTO TRANSPORTER			
3 axles (under 65')	591		
4 axles (under 65')	595		
5 axles (under 65')	599		
6 axles (under 65')	603		
7 axles (under 65')	607		
4 axles (over 65')	659		
5 axles (over 65')	663		
6 axles (over 65')	667		
7 axles (over 65')	671		
TRACTOR TRAILER COMBINATION			
		3 axles (trailer less than or equal to 48')	719
		4 axles (trailer less than or equal to 48')	723
		5 axles (trailer less than or equal to 48')	727
		6 axles (trailer less than or equal to 48')	731
		7 axles (trailer less than or equal to 48')	735
		3 axles (trailer over 48')	783
		4 axles (trailer over 48')	787
		5 axles (trailer over 48')	791
		6 axles (trailer over 48')	795
		7 axles (trailer over 48')	799
TRACTOR/MOBILE HOME COMBINATION			
		3 axles	1103
		4 axles	1107
		5 axles	1111
		6 axles	1115
		7 axles	1119
		8 axles	1123
		9 axles	1127
		10 axles	1131
TANDEM TRAILER COMBINATION (TRACTOR WITH 2 TRAILERS)			
		5 axles, 2 trailers ea. ($\leq 28 \frac{1}{2}'$)	855
		6 axles, 2 trailers ea. ($\leq 28 \frac{1}{2}'$)	859
		7 axles, 2 trailers ea. ($\leq 28 \frac{1}{2}'$)	863
		8 axles, 2 trailers ea. ($\leq 28 \frac{1}{2}'$)	867
		9 axles, 2 trailers ea. ($\leq 28 \frac{1}{2}'$)	871
		10 axles, 2 trailers ea. ($\leq 28 \frac{1}{2}'$)	875
		5 axles, 1 trailer ea. ($\leq 28 \frac{1}{2}'$)	983
		6 axles, 1 trailer ea. ($\leq 28 \frac{1}{2}'$)	987
		7 axles, 1 trailer ea. ($\leq 28 \frac{1}{2}'$)	991
		8 axles, 1 trailer ea. ($\leq 28 \frac{1}{2}'$)	995
		9 axles, 1 trailer ea. ($\leq 28 \frac{1}{2}'$)	999
		10 axles, 1 trailer ea. ($\leq 28 \frac{1}{2}'$)	1003
		5 axles, 2 trailers ea. ($> 28 \frac{1}{2}'$)	919
		6 axles, 2 trailers ea. ($> 28 \frac{1}{2}'$)	923
		7 axles, 2 trailers ea. ($> 28 \frac{1}{2}'$)	927
		8 axles, 2 trailers ea. ($> 28 \frac{1}{2}'$)	931
		9 axles, 2 trailers ea. ($> 28 \frac{1}{2}'$)	935
		10 axles, 2 trailers ea. ($> 28 \frac{1}{2}'$)	939

PART 1. COMPANY INFORMATION

The name on the account must be the full legal company name. Clearly print your company information. If you are using this application to establish a sub-account of an existing master account, check the box on the second line of the application and provide the sub-account name and Master Account Number. You must provide the last 4 digits of your Federal ID #, which will serve as your PIN #. Your PIN # will be used for identification purposes when you access your account via the phone system, website, or request information from a Customer Service Representative.

Please record your PIN # here and retain it for future reference: 

--	--	--	--

PART 2. VEHICLE INFORMATION

Please provide the requested information for each vehicle listed on the Vehicle Information Forms.

• **FOR VEHICLES WITH DISCOUNT PLAN (PART 2a)**

Enter license plate number, state/province of registration, vehicle reference number and identify discount plan: R=Resident Plan, U= Unlimited Plan, F= Frequent Plan.

TOTAL NUMBER OF TRANSPONDERS WITH THE UNLIMITED PLAN (BOX A)

Total the number of vehicles that have “U” listed. Enter the total in Box A.

TOTAL NUMBER OF INTERIOR WINDSHIELD TRANSPONDERS (BOX B)

Total the number of vehicles that have “Windshield” circled. Enter the total in Box B.

TOTAL NUMBER OF EXTERIOR ROOFMOUNT TRANSPONDERS (BOX C)

Total the number of vehicles that have “Roofmount” circled. Enter the total in Box C.

TOTAL NUMBER OF EXTERIOR LICENSE PLATE TRANSPONDERS (BOX D)

Total the number of vehicles that have “License Plate” circled. Enter the total in Box D

• **FOR VEHICLES WITH NO DISCOUNT PLAN (PART 2b)**

Complete Part 2b if you are listing vehicles, but are not requesting a transponder at this time. Clearly print license plate number, state/ province of registration, and vehicle reference number.

TOTAL NUMBER OF INTERIOR WINDSHIELD TRANSPONDERS (BOX B)

Total the number of vehicles that have “Windshield” circled. Enter the total in Box B.

TOTAL NUMBER OF EXTERIOR ROOFMOUNT TRANSPONDERS (BOX C)

Total the number of vehicles that have “Roofmount” circled. Enter the total in Box C.

TOTAL NUMBER OF EXTERIOR LICENSE PLATE TRANSPONDERS (BOX D)

Total the number of vehicles that have “License Plate” circled. Enter the total in Box D

• **FOR VEHICLES BUT NOT REQUESTING TRANSPONDERS (PART 2c)**

Complete Part 2c if you are listing vehicles, but are not requesting a transponder at this time. Clearly print license plate number, state/province of registration, and vehicle reference number.

Check the special vehicles listing on our website at www.ezpassritba.com to determine if your vehicle requires an exterior transponder. If you are unsure about whether your vehicle has one of these windshields, contact the dealer where you purchased your vehicle. If you have additional questions regarding the use of exterior transponders for your vehicle, feel free to call the RITBA *E-ZPass* Customer Service Center at 877-RI-EZPASS (877-743-9727).

To open an account, you must make an initial payment that includes the purchase of transponders, prepaid toll balance for each transponder and prepaid cost for the Thirty Day Unlimited Discount Plan per transponder.

If you need further assistance in completing this application, please call 877-RI-EZPASS (877-743-9727).

Please take advantages of our RITBA *E-ZPass* website at www.ezpassritba.com to:

- Receive account information.
- Report a lost or stolen transponder.
- Print an additional application.
- Obtain more information on opening an account
- Obtain Service Center locations and hours of operation.
- Update your credit card expiration date.

Please have your account or transponder number and PIN # ready when you call.

PART 3A. PLAN SELECTION

See Terms and Conditions Part 3 (“Your Account”) for plan requirements.

PART 3B. PRE-PAYMENT CALCULATION

• **PREPAID TOLLS**

Box 1 Total number of *E-ZPass* transponders. Take the total in Box 4 and 6 from the Transponder Cost section and enter in Box 1.

Box 2 Multiply Box 1 by \$25.00. Enter this amount in Box 2.

Box 3 Total number of transponders with the Thirty Day Unlimited Discount Plan. Take the total of Box A from Part 2A on page 2.

Box 3a Multiply Box 3 by \$40.00. Enter this amount in Box 3a.

• **TRANSPONDER COSTS**

Box 4 Total number of interior transponders. Take the total of box B from Parts 2a and 2b from page 2 and enter in Box 4.

Box 5 Multiply Box 4 by \$20.95. Enter this amount in Box 5.

Box 6 Total number of exterior transponders. Take the total of boxes C and D from Parts 2a and 2b from page 2 and enter in Box 6.

Box 7 Multiply Box 6 by \$33.04. Enter this amount in Box 7.

Box 8 Total Initial Payment is the total of Boxes 2, 3a, 5 and 7. Enter this amount in Box 8. this is your total initial payment.

PART 4 & PART 5. PAYMENT METHOD AND CREDIT CARD INFORMATION

Easy ways to pay – Credit card customers will never have to worry about low balances or forgetting to make payments. The credit card will be automatically billed once the account reaches the replenishment point. If a customer, paying by check or money order, forgets to replenish his or her account and the account balance reaches \$0, the account will become invalid. To avoid this situation, we recommend preauthorized automatic replenishment via credit card.

• **CREDIT CARD REPLENISHMENT:**

Discover the advantages to starting and replenishing your *E-ZPass* account with a credit card:

- It’s easy. There’s no need to worry about a separate *E-ZPass* payment.
- It’s automatic. As long as your funding account is in good standing, your *E-ZPass* balance will never run out.

• **CHECK, MONEY ORDER OR CASH REPLENISHMENT**

To replenish by check or money order, make payable to RITBA *E-ZPass* at P.O. Box 52018, Newark, NJ 07101-8218. A low balance message will display in the lane when your account reaches the replenishment point. Customers with credit card replenishment will not see this signal unless there is a problem with the bank account or credit card charge. **Cash replenishments will only be accepted at the RITBA Walk-in Center.**

For further assistance in discovering *E-ZPass* take advantages of our automated phone system by calling 877-RI-EZPASS (877-743-9727), or visit our website at www.ezpassritba.com.

Now you can add a second credit card in case the primary credit card does not process correctly. Provide the 2nd credit card information in Part 5 of the application.

PART 6. CUSTOMER AGREEMENT

This section must be signed by a duly authorized representative of the company and the credit card holder.

E-ZPass Customer Agreement – Business Account Terms and Conditions

These terms and conditions, together with your application for a business account, constitute your RITBA *E-ZPass* Agreement. Please read these terms and conditions and keep them for your records. When you open your account and your transponder is used, you agree as follows:

1 TERMS

Failure to comply with this Agreement may result in suspension, revocation, or termination of your *E-ZPass* account. Failure to pay tolls may result in additional penalties provided by law, including termination of your account.

2 TRANSPONDER USE

- You may use your transponder(s) on the vehicle(s) you specifically listed on your application for *E-ZPass* use.
- You must approach and pass through an *E-ZPass* lane at the posted speed limit. Failure to obey the posted speed limit may result in suspension of your *E-ZPass* transponder.
- You must comply with all applicable traffic laws, regulations, signs, signals, and directions of Toll Collectors or Law Enforcement Officials.
- You may not assign or transfer the obligations or benefits of this agreement.
- You must surrender your *E-ZPass* transponder(s) immediately upon request.
- The application establishes your *E-ZPass* account. When you use your transponder at any *E-ZPass* facility, you authorize us to debit your *E-ZPass* account for such use.
- If you use *E-ZPass* at other facilities, you are subject to the laws and regulations governing such use.
- You agree to affix your transponder(s) to your vehicle(s) in accordance with the instructions.
- You agree to provide and update as necessary, all vehicle registration information, especially your license plate number.

3 YOUR ACCOUNT

Your RITBA *E-ZPass* Account consists of a Prepaid Toll deposit and a Transponder Purchase as follows:

- Prepaid Tolls.** You must maintain a Prepaid Toll amount with us to cover applicable toll charges. Tolls are deducted from your account each time your transponder is used. We will also deduct applicable administrative fees incurred under this agreement.
- Transponder Purchase.** At the time you establish your *E-ZPass* business account, you must purchase your *E-ZPass* transponders at the following rates:
Interior: \$20.95 Exterior: \$33.04
- Account Balances.** No interest will be paid on cash balances in your account.
- Commuter Plan.**

Thirty Day Frequent User Plan (RI6TRIP) provides: 6 trips be taken within 30 days per transponder, providing a discounted rate of \$0.91 cents per trip. Upon completion of the 6th trip or 30 days, whichever comes first, the plan cycle will renew. All unused trips in a plan cycle will be billed to your *E-ZPass* account and appear on your statement as Unused Commuter Trips (UUCT) at the discounted rate of \$0.91 cents per trip. The plan will be activated upon the 1st trip after the plan has been added to the account. (Only 2 axle passenger vehicles under 7,000 lbs. are eligible).

Thirty Day Unlimited Discount Plan (RIUNL) provides: Unlimited trips within a 30 day cycle on the Newport Pell Bridge only, for a pre-paid cost of \$40.00 per transponder enrolled in the plan. **This plan is available for credit card customers only.** Upon completion of each 30 day cycle the plan will automatically renew and begin on the 31st day. \$40.00 will be debited from your pre-paid toll amount for each transponder enrolled in the plan. If the plan is removed from the account it will remain in effect until the end of the current 30 day plan cycle. (Only 2 axle passenger vehicles under 7,000 lbs. are eligible).

- Proof of Residency.** In order to demonstrate proof of residency you must submit at least one of the applicable documents listed below: 1) Annual Filing Report from the Secretary of State, 2) Utility Bill, 3) Tax Bill, 4) Copy of Rental or Lease Agreement. RITBA reserves the right to request recertification of the Rhode Island resident plan. (only 2 axle passenger vehicles 7000 lbs maximum gross weight are eligible).

4 ACCOUNT STATUS

You will receive a periodic statement unless there were no toll revenue transactions and no financial activity on the account during the applicable period. During the first year of your enrollment in *E-ZPass* you will receive four (4) quarterly mail statements at no charge. Starting in year 2, you may elect to receive monthly mail statements at a charge of \$2.00 per month. At any time you have the option to stop receiving statements by mail and/or convert to monthly e-mail statements which are at no charge.

5 METHOD OF PRE-PAYMENT

- You must pay a minimum Prepaid Toll Amount sufficient to pay tolls for a six week period. The minimum deposit is \$25.00 per transponder plus an additional \$40.00 for all Thirty Day Unlimited Discount Plan (RIUNL) added to the account.
- An account analysis is performed on all new accounts 35 days from the first use of tolls and every 90 days thereafter. If your regular use is consistently below your current six-week payment, we will adjust your minimum payment to approximate a six-week's level of actual use (Minimum payment cannot fall below \$25.00 per transponder for each transponder on the account). A Replenishment Level Change Notification Letter will be sent whenever the replenishment level is adjusted, resulting in an increased Prepaid Toll payment.
- Account Replenishment must occur when your Prepaid Toll amount decreases to or below the replenishment point. You can replenish your account in one of the following ways:
 - You can authorize us to replenish your Prepaid Toll amount by automatically charging your credit card.
 - Check or Money Orders made payable to RITBA *E-ZPass*.

- Pay by cash at the Walk-In Service Center operated by RITBA *E-ZPass*.
DO NOT SEND CASH BY MAIL.

6 TRANSPONDER MISUSE/VIOLATION ADMINISTRATIVE FEES

You authorize *E-ZPass* to charge your account an administrative fee as follows:

- If you use your transponder when your account is in a negative balance, suspended or revoked, or if your transponder has been reported lost or stolen, you may incur an administrative fee of \$25.00 and you may be charged the full undiscounted toll on Rhode Island toll facilities.
- If you use a valid transponder in a vehicle other than one of the class for which the transponder is designated, you may incur an administrative fee of \$25.00.
- If you attempt to use a transponder without properly attaching it to your vehicle, you may incur an administrative fee of \$25.00.
- Administrative fees may be billed directly to your account. You may only contest the imposition of said administrative fees in writing to the *E-ZPass* Customer Service Center. If the fee is rescinded, your account will be credited the amount of the rescinded fee.

7 LOST/STOLEN, DEFECTIVE, OR ALTERED TRANSPONDERS

You will not be liable for unauthorized use that occurs after you notify us, orally or in writing, within ten days of loss, theft, or possible unauthorized use. Defective Transponders(s): If your *E-ZPass* transponder(s) is non-operational for reasons other than abuse or improper use, and the Transponder(s) is returned to us, we will replace it at no charge to you if it is within the first five years the transponder has been assigned to your account. Account holders are responsible for lost, stolen, or damaged transponders. A replacement fee will be charged.

8 DISCLAIMER

By accepting the transponders requested, you agree that RITBA has no obligation or liability whatsoever to you for the transponders issued after they are received by you, except as specifically provided herein. Your acceptance also indicates your agreement to indemnify RITBA and hold RITBA harmless from and against any and all damage, loss, cost, expense, or liability relating to, arising from, or as a result of the use or performance of the transponders. You agree to hold harmless and indemnify RITBA from any claim resulting from the installation, use or disconnection of this transponder.

9 TERMINATION

You may terminate this agreement at any time by returning the *E-ZPass* transponder to us. Transponders should be returned to RITBA *E-ZPass* in person or by first class prepaid mail. Transponder(s) will remain our property under all circumstances for proper disposal. Upon termination and return of your transponder(s), your account balance will be refunded to you. All outstanding charges will be deducted prior to refund.

You may terminate this agreement at anytime by requesting such termination in writing and returning the transponder(s) to *E-ZPass*. Transponder(s) should be returned to the *E-ZPass* Customer Service Center in person or by certified mail. Upon termination and return of the transponder(s), once all outstanding charges have been deducted from your account, any remaining balance will be refunded to you. Such refund will be made in the form of a check or credit to your credit card, depending on the manner in which you have chosen to replenish your account balance.

10 COLLECTION EXPENSES

You agree to pay all costs, including attorneys' fees, incurred by us to collect any monies due under the terms of this agreement.

11 MODIFICATIONS

We may change the terms of this Customer Agreement at any time by advance written notice with your billing statement. You agree to a new term when you use your transponder subsequent to the effective date of the new term. The invalidity of any term or terms of this Agreement shall not affect any other term of this Agreement, which shall remain in full force and effect.

12 RI TOLL RATES AND DISCOUNT PLANS

RI toll rates, discount plans and percentage of discounts are subject to change at any time.

13 GOVERNING LAW

This Agreement shall be governed by and construed in accordance with the laws of the State of Rhode Island. You agree to inform us of any changes to the information provided by you in your RITBA *E-ZPass* Application, such as:

- Change in address
- Change in vehicle information, i.e.: vehicle type, license plate number
- Change in credit card account status (Closed account, maximum credit use)
- Expiration date of credit card account
- Change in payment method.

14 INQUIRIES AND CORRESPONDENCE

Please send applications and all payments to:

RITBA *E-ZPass* Customer Service Center
P.O. Box 52018, Newark, NJ 07101-8218

Please send all general correspondence or transponder returns to:

RITBA *E-ZPass* Customer Service Center
P.O. Box 52019, Newark, NJ 07101-8219

15 SCHEDULE OF TRANSPONDER SALE/ADMINISTRATIVE FEES

Cost of transponder if damaged, lost or stolen:	Interior -	\$20.95
	Exterior -	\$33.04
Returned check fee		\$25.00
Administrative fees		\$25.00
Statement Fee (Paper Statement after Year 1)		\$2.00 per month